
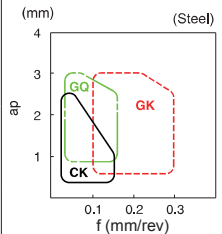
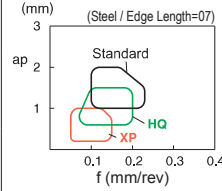
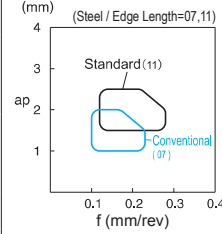
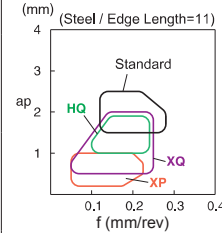







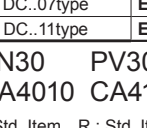


55°Rhombic / Positive with Hole

(mm)

Description	A	T	ød	α
DC_0702_	6.35	2.38	2.8	7°
DC_11T3_	9.525	3.97	4.4	7°

Insert	Description	Dim. (mm)	Material										Ref. Page for Toolholder	Applicable Chipbreaker Range (ap indicates radius)														
			Cermet	MEGACOAT Cermet	CVD Coated Carbide				PVD Coated Carbide	MEGACOAT	Carbide																	
Handed insert shows L-Hand		rε	TN6010	TN6020	TN60	PV7005	PV7010	PV7025	CA5505	CA5515	CA5525	CA5535	CA6515	CA6525	CA4505	CA4515	PR930	PR1005	PR1025	PR1125	PR1225	PR1305	PR1310	PR1325	KW10	SW05		
Finishing-Medium 	DCGT 070201MF-GQ	< 0.1																										   
	DCGT 070202MF-GQ	< 0.2																										
	DCGT 070204MF-GQ	< 0.4																										
DCGT 11T301MF-GQ	< 0.1																											
DCGT 11T302MF-GQ	< 0.2																											
DCGT 11T304MF-GQ	< 0.4																											
Finishing-Medium 	DCGT 070201MFP-GQ	< 0.1																										
	DCGT 070202MFP-GQ	< 0.2																										
	DCGT 070204MFP-GQ	< 0.4																										
Finishing-Medium 	DCMT 070202GK	0.2																										
	DCMT 070204GK	0.4																										
	DCMT 070208GK	0.8																										
Finishing-Medium 	DCMT 11T302GK	0.2																										
	DCMT 11T304GK	0.4																										
	DCMT 11T308GK	0.8																										
Finishing-Medium 	DCMT 070202HQ	0.2																										
	DCMT 070204HQ	0.4																										
	DCMT 070208HQ	0.8																										
Finishing-Medium 	DCMT 11T302HQ	0.2																										
	DCMT 11T304HQ	0.4																										
	DCMT 11T308HQ	0.8																										
Medium 	DCGT 070201	0.1																										
	DCGT 070202	0.2																										
	DCGT 070204	0.4																										
	DCMT 11T308	0.8																										
	DCGT 0702005M	< 0.05																										
	DCGT 070201M	< 0.1																										
Medium 	DCGT 070202M	< 0.2																										
	DCGT 070204M	< 0.4																										
	DCGT 11T3005M	< 0.05																										
	DCGT 11T301M	< 0.1																										
	DCGT 11T302M	< 0.2																										
	DCGT 11T304M	< 0.4																										
Medium 	DCGT 0702005MF	< 0.05																										
	DCGT 070201MF	< 0.1																										
	DCGT 070202MF	< 0.2																										
	DCGT 070204MF	< 0.4																										
	DCGT 11T3005MF	< 0.05																										
	DCGT 11T301MF	< 0.1																										

• Insert whose corner R (rε) dimension expressed with less than sign (e.g. <0.05, <0.1, <0.2 etc.) indicate models with minus tolerance for corner R (rε).

Insert Description	Ref. Page for Toolholder
DC..07type	E22~25,E34,F35~39
DC..11type	E22~25,E34,F35~39,F66

{ TN30 PV30 PV60 PV90 PV7020 }  
 { CA4010 CA4115 CA4120 PR915 PR905 } Reference Page B58

● : Std. Item R : Std. Item (R-hand Only) L : Std. Item (L-hand Only)

Inserts are sold in 10 piece boxes.

B

Positive Insert

C

D

R

S

T

W

Insert (Turning)